

Panel 1: Participant Polling

Have more to say about any of the following questions or about the topics discussed today?

Email: NCR@uli.org

A. What do you believe is the region's greatest competitive advantage?

- 33% 1. Educated workforce
- 4% 2. Employment opportunities
- 4% 3. Concentration of educational institutions
- 4% 4. Number of walkable urban places
- 3% 5. Cultural and recreational opportunities
- 41% 6. Federal government
- 11% 7. Public transit infrastructure

B. From an *economic* perspective, what is the biggest impediment to future job growth and economic competitiveness in the National Capital Region?

21%1. No sustainable funding source for transit

18%2. Lack of economic diversity (view of DC as “government town”)

9% 3. Mismatch between workers skills and jobs available

28%4. Lack of a regional plan for economic growth

18%5. Federal budget uncertainty

6% 6. Complex development and/or permitting processes

C. From a *business environment* perspective, what is the biggest impediment to future job growth and economic competitiveness in the National Capital Region?

- 12% 1. Cost of doing business
- 20% 2. Fragmentation of government leadership
- 1% 3. Lack of broad and deep philanthropic support
- 16% 4. Unbalanced growth throughout the region
- 22% 5. Lack of affordable housing
- 29% 6. High cost of living

D. How should these impediments be addressed?

- 2% 1. Individually by local jurisdictions in the region
- 38% 2. Through existing regional programs or strategies
- 60% 3. Through a new regional program or strategy

E. Who should take the lead on addressing these issues?

1. An existing regional organization (COG, ULI, Board of Trade, etc) **6%**
2. An improved partnership between existing regional organizations **66%**
3. A new regional organization or coalition that includes the private sector **28%**

Panel 2: Participant Polling

Have more to say about any of these questions or about these issues?

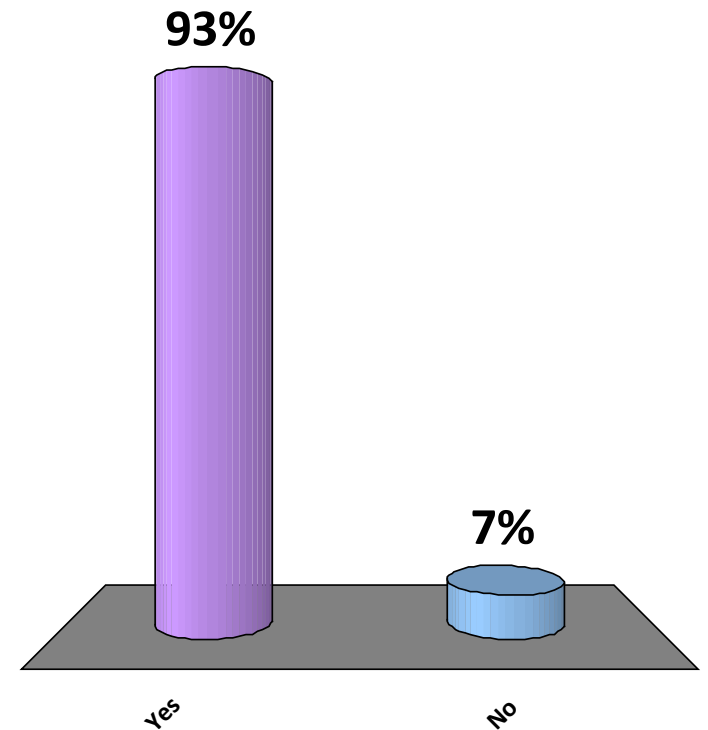
Email: NCR@uli.org

F. Which of the following strategies would you select for further consideration in our region?

1. Regional infrastructure bank **22%**
2. Regionally elected agency with planning/taxing authority **10%**
3. Regional business plan for economic growth **35%**
4. Increased local taxes/fees dedicated to regional infrastructure improvements **14%**
5. Regional branding and marketing strategy **7%**
6. Allocating more infrastructure funding to denser transit-oriented locations **12%**

G. “My business or organization would likely participate in a future effort to study and/or implement the strategy I selected above.”

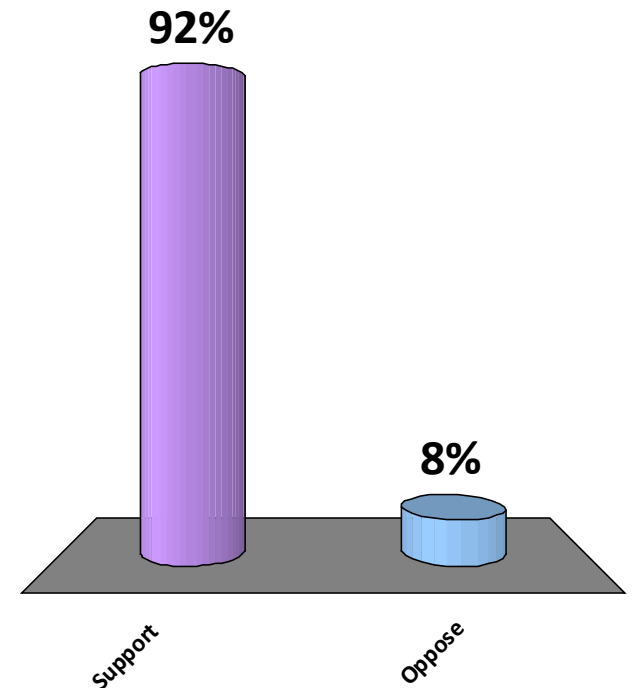
1. Yes
2. No



Have more to say? Email: NCR@uli.org

H. In general, would you support or oppose some form of new taxes or fees for transportation/infrastructure in this region?

1. Support
2. Oppose



Have more to say? Email: NCR@uli.org

1. Which TWO transportation/infrastructure funding methods would you be most likely to support?

23% 1. Increased HOT, HOV lanes or road tolls

49% 2. Dedicated gas tax

24% 3. Dedicated other tax (sales, property, payroll, etc)

4% 4. Vehicle license fee

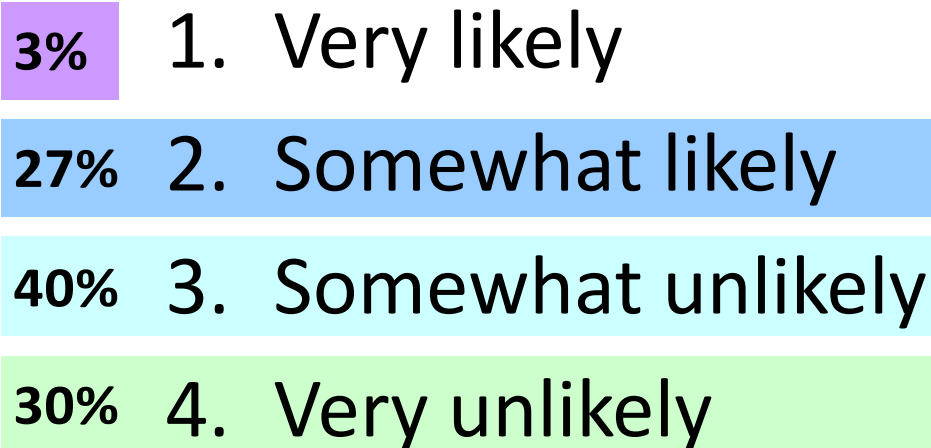
36% 5. Vehicle miles traveled tax/fee

3% 6. Increased transit fares

19% 7. Assessment on development

12% 8. Other

J. How likely is the region to continue its upward economic trajectory if it does not expand its investment in public transit?



Thank you

We welcome additional thoughts at:
NCR@uli.org